



GO Team Meeting


**Ralph J. Bunche
Middle School**

April 16, 2024

6:00 PM

Agenda

- I. Call to Order**
- II. Roll Call; Establish Quorum**
- III. Action Items**
 - a. Approval of Agenda
 - b. Approval of Previous Minutes
- IV. Discussion Items**
 - a. 2024 Spring MAPS results
 - b. Needs Assessment
- V. Information Items**
 - a. Principal's Report
 - a. 2023-2024 Family Engagement and/or Partnership Highlights
 - b. Cluster Advisory Team Report
 - c. GO Team Elections
- VI. Announcements**
- VII. Public Comment**
- VIII. Adjournment**



2024 Spring MAPS Results

Data Points to Consider

- Spring Results
- Fall to Spring Comparison
 - Literacy
 - Numeracy



Spring MAP School Comparison: Math

Achievement Sort

Proficient & Above

Window

Spring 2023-2024

Exam

Math

Associate Superintendent

(All)

Cluster

(All)

Tested Grade

(Multiple values)

School

(All)

SWD

(All)

Gifted

(All)

MAP Growth Achievement Level Predictions by School

Georgia Milestones Achievement Level Predictions are only made for Grades 2-8

(*Reading tests taken in Spanish are not given a GAMAS Achievement Level)

click in a school or district row to see grade level performance if there are above 10 students per grade

Data updates
nightly
during test
window.



School	Window	Exams				
DISTRICT	Spring 2023-2024	7,234	44%	32%	13%	10%
Howard	Spring 2023-2024	1,007	15%	25%	25%	36%
Sutton	Spring 2023-2024	1,514	28%	34%	21%	16%
AVA Self-Paced	Spring 2023-2024	15	33%	33%	20%	13%
AVA Distance Learning	Spring 2023-2024	66	48%	27%	17%	8%
BEST MS/HS	Spring 2023-2024	106	34%	42%	21%	
King	Spring 2023-2024	782	50%	32%	13%	6%
CSK	Spring 2023-2024	139	39%	46%	12%	
Bunche	Spring 2023-2024	676	54%	34%	8%	4%
Young	Spring 2023-2024	617	55%	34%	9%	
Sylvan	Spring 2023-2024	428	53%	37%	7%	
Long	Spring 2023-2024	597	61%	31%	7%	
H Russell	Spring 2023-2024	325	61%	32%	6%	
Invictus	Spring 2023-2024	677	66%	29%	4%	
Hollis	Spring 2023-2024	187	60%	35%	4%	
Hank Aaron	Spring 2023-2024	97	86%	14%		

Bunche MS:

Proficient and Above
12%

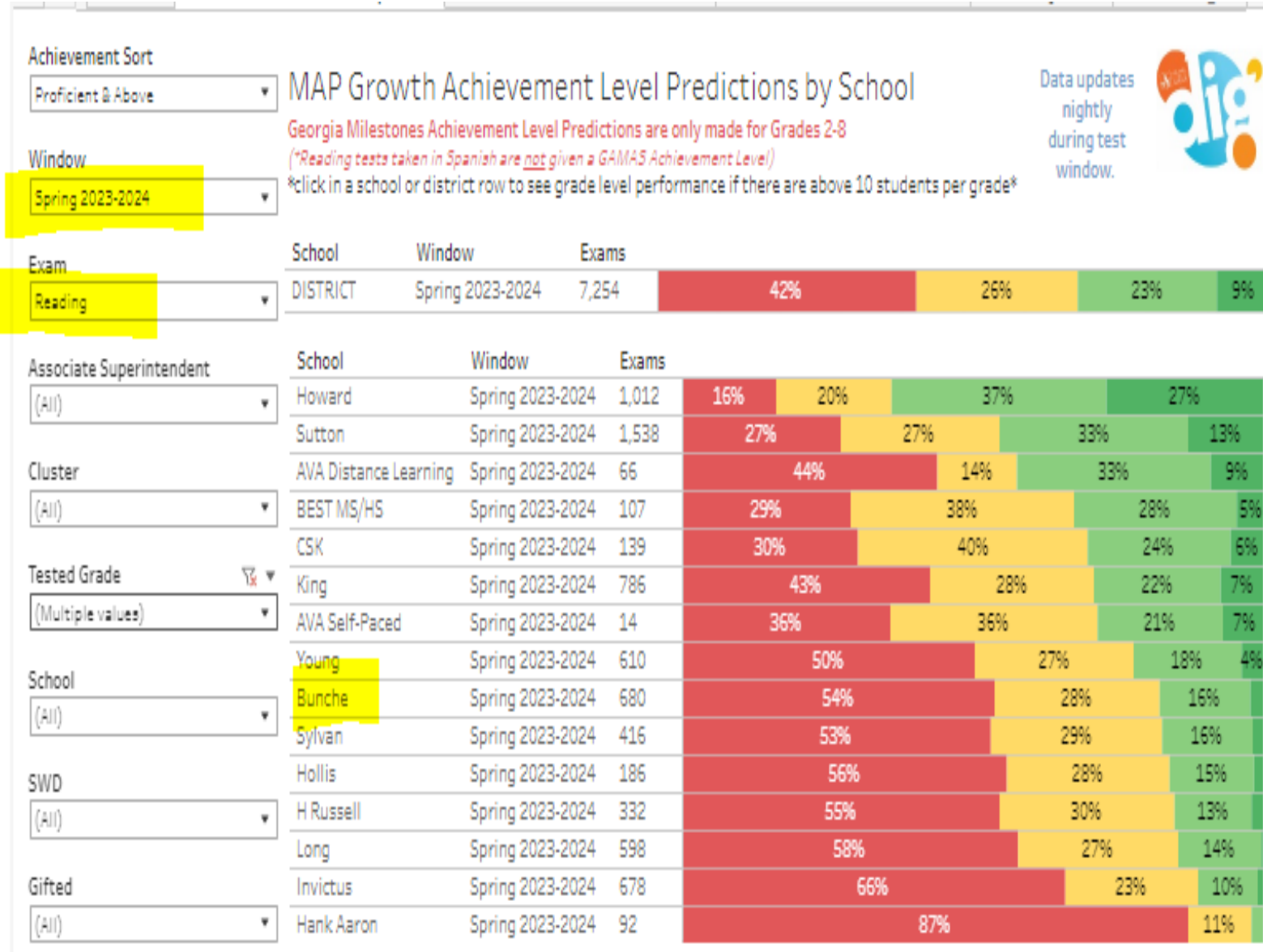
Developing
34%

Beginning
54%

Achievement Level Gammas

- Distinguished
- Proficient
- Developing
- Beginning

Spring MAP School Comparison: Reading



Bunche MS:

Proficient and Above
18%

Developing
28%

Beginning
54%

Achievement Level Gammas

- Distinguished
- Proficient
- Developing
- Beginning

Spring MAP Subgroup Comparison: SWD

Subgroup Comparison
SWD

School
(All)

Window
(Multiple values)

Exam
(All)

Grade
(All)

Choose Aggregate Level
Proficient and Above

Subgroup Comparison
Not SWD
SWD

MAP Growth Subgroup Comparison (Proficient and Above): Bunche

Data for this comparison exists for Grades 2-8 ONLY. The horizontal lines represent the district average in each category.

GROWTH!

Intentional SDI

- Professional learning
- coaching
- lesson planning



Figures are suppressed for subjects/groups with less than 10 tests.

Spring MAP Comparison: Ethnicity



Subgroup Comparison
Ethnicity

School
(All)

Window
(Multiple values)

Exam
(All)

Grade
(All)

Choose Aggregate Level
Proficient and Above

Subgroup Comparison

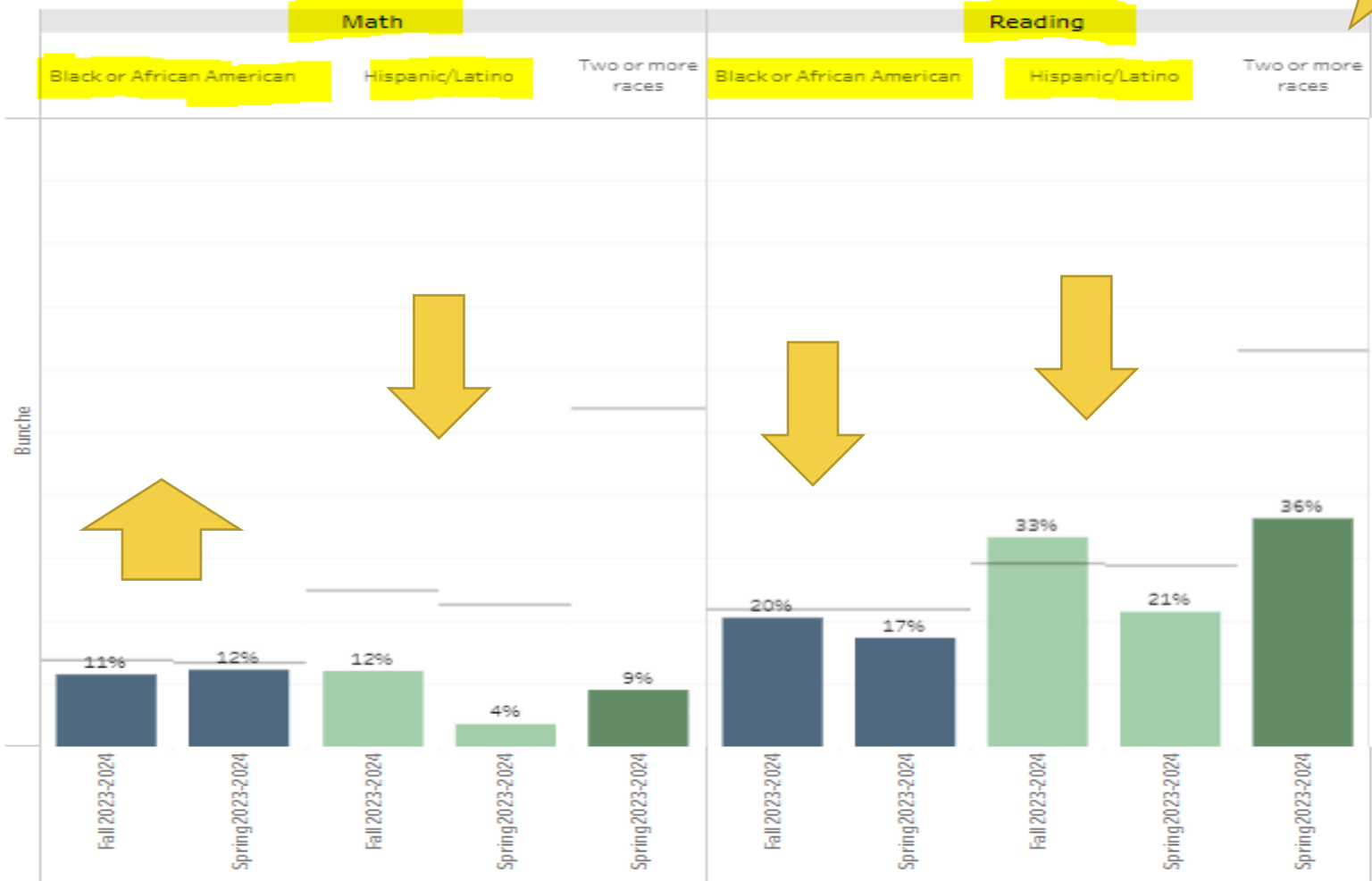
- Black or African American
- Hispanic/Latino
- Two or more races



Figures are suppressed for subjects/groups with less than 10 tests.

MAP Growth Subgroup Comparison (Proficient and Above): Bunche

Data for this comparison exists for Grades 2-8 ONLY. The horizontal lines represent the district average in each category.



Spring MAP Subgroup Comparison: GATE

Subgroup Comparison

(Gifted Status)

School

(All)

Window

(Multiple values)

Exam

(All)

Grade

(All)

Choose Aggregate Level

Proficient and Above

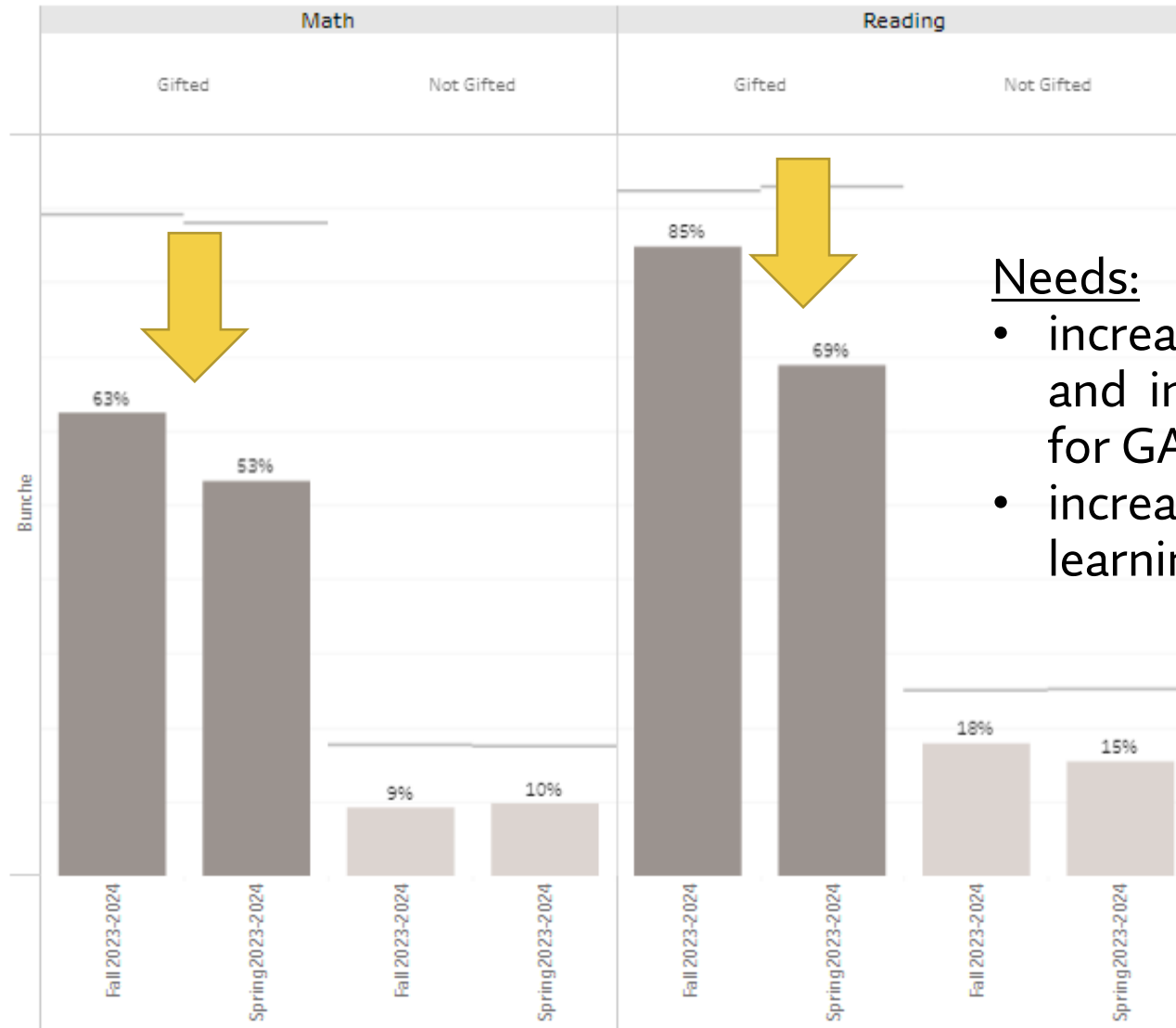
Subgroup Comparison

■ Gifted

■ Not Gifted

MAP Growth Subgroup Comparison (Proficient and Above): Bunche

Data for this comparison exists for Grades 2-8 ONLY. The horizontal lines represent the district average in each category.



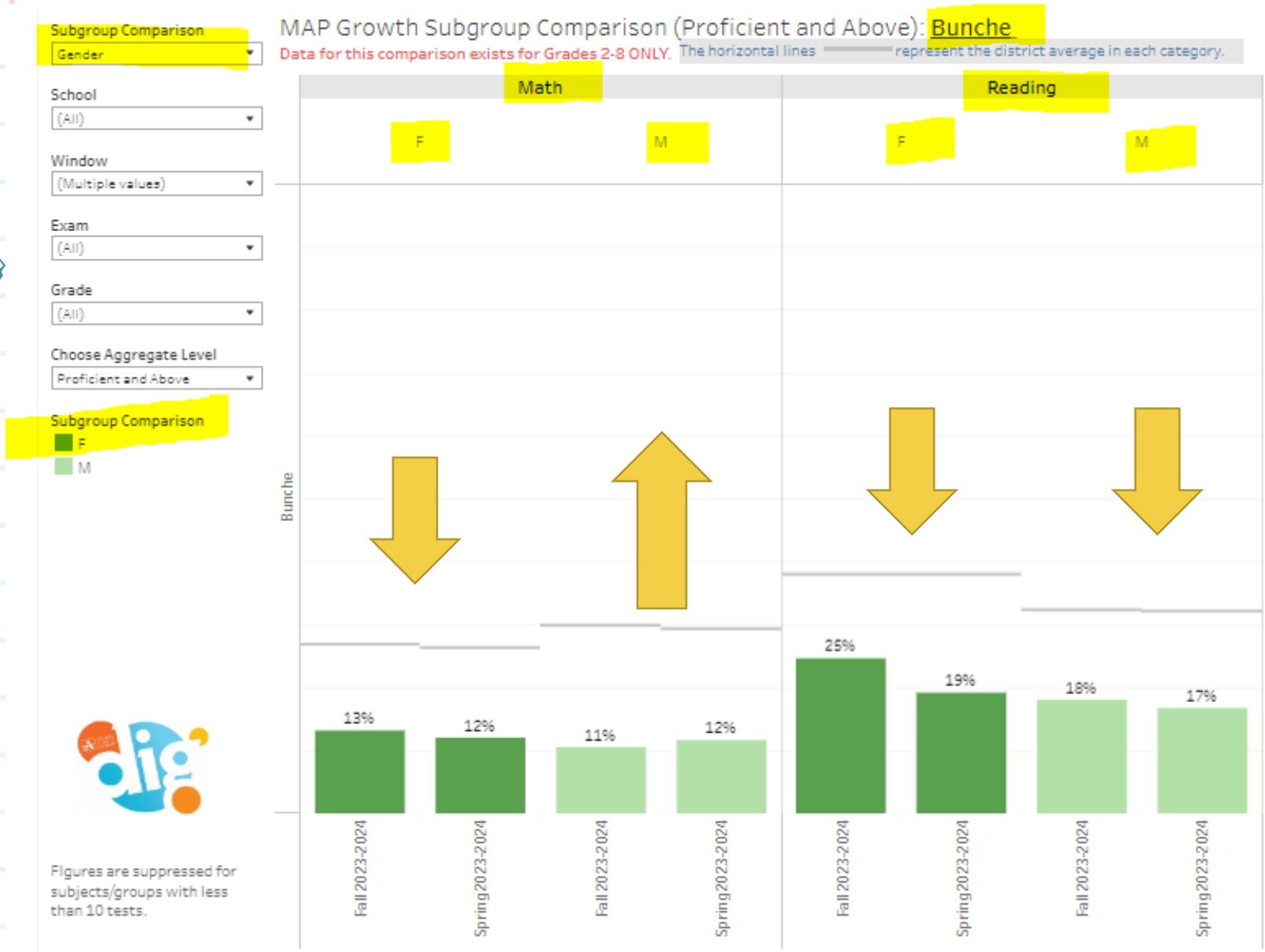
Needs:

- increase professional learning and instructional strategies for GATE scholars
- increase personalized learning

Figures are suppressed for subjects/groups with less than 10 tests.



Spring MAP Subgroup Comparison: Gender



Family Engagement Survey

Participation Rates by School

Number of responses over number of currently enrolled students

School Year

2024

Participation Rate



Brown	Goodrum	Goodwine	Usher	Woolfolk	Other	Charter
BAMO 7% (19/273)	ACCA 2% (10/427)	Bunche 2% (13/731)	Boyd 2% (10/442)	Bolton 14% (81/569)	Carver STEAM 2% (11/473)	ANCS Elementary 3% (12/391)
Benteen 14% (41/296)	AVA Distance Learning 3% (7/201)	Continental 3% (10/363)	Carver Early 10% (48/487)	Brandon 9% (79/884)	Gideons 2% (6/302)	ANCS Middle 1% (3/230)
Burgess 10% (55/578)	AVA PT 0% (1/2,433)	Deerwood 5% (24/497)	Douglass 4% (44/1,075)	E Rivers 10% (73/703)	KIPP Woodson Park 1% (8/862)	Centennial 2% (13/724)
Dunbar 6% (15/270)	AVA Self-Paced 2% (4/258)	Dobbs 1% (4/339)	Finch 0% (1/328)	Garden Hills 10% (50/479)	Price 2% (6/267)	Classical 1% (10/681)
Hope-Hill 10% (44/422)	Beecher 15% (36/245)	Fickett 3% (16/470)	FL Stanton 10% (20/191)	H Russell 2% (6/346)	Slater 1% (3/517)	Drew Elementary 1% (11/961)
Howard 17% (182/1,050)	BEST MS/HS 12% (27/230)	Heritage 1% (6/426)	Harper-Archer ES 6% (34/552)	Hollis 10% (62/635)		Drew Secondary 2% (19/916)
Jackson High 9% (137/1,533)	Cascade 2% (8/336)	Humphries 3% (9/260)	Invictus 4% (27/765)	Jackson Elementary 8% (42/503)		Kindezi 1% (5/371)
King 5% (37/813)	CSK 9% (29/319)	Hutchinson 1% (4/281)	Perkerson 8% (29/372)	Jones 2% (9/495)		Kindezi O4W 1% (2/374)
Lin 22% (113/508)	Mays 3% (33/1,284)	Kimberly 1% (2/297)	Scott 2% (7/356)	North Atlanta 6% (143/2,302)		KIPP Collegiate 1% (6/804)
Midtown 9% (143/1,636)	Miles 1% (5/504)	Long 1% (9/640)	Sylvan 2% (9/464)	Smith 15% (128/875)		KIPP Soul 0% (1/333)
Morningside 12% (91/746)	Peyton Forest 3% (8/305)	South Atlanta 1% (9/874)	Usher-Collier 2% (7/422)	Sutton 8% (123/1,563)		KIPP STRIVE 1% (5/400)
Parkside 7% (41/600)	West Manor 4% (10/248)	Therrell 3% (26/949)		Tuskegee 7% (35/470)		KIPP STRIVE Primary 0% (1/514)

Family Engagement Survey

School Year ▼

2024 ▼

Open-ended questions

Question

What can [school] do to strengthen i... ▼

Text or Keyword Search:

What can [school] do to strengthen its relationship with families? What is the school doing well?

Communication about everything should go directly to the parents. These kids don't tell us anything! More engagement with Therell. They had pre Covid activities like a game room to incentivize students but it's gone. The students get no outside time during the school day. It's difficult to get ahold of the staff. There are lots of negativr consequences but very few positive consequences. My current student loved school at Kimberly and Bunche has smothered her love of learning unfortunately.

I would like for the school to send information home with students. Parents can't always make the meeting some parents do work. Robocalls to tell you when the students are missing a class.

More communication

The school is doing well

Needs Assessment

ACTIVITY



Needs Assessment

During this Needs Assessment, we will look at data from the Spring MAPS administration and identify 2-3 potential needs for the 2024-2025 school year.

This discussion will help school leadership as they complete the school's 2024-2025 Continuous Improvement Plan.

Needs Assessment: Guiding Questions

- What does this data tell us?
- What good news is there to celebrate?
- Where are growth opportunities?
- What trends do we see in the data?



Needs Assessment:

What are two to three (2-3) needs we can identify based our data?

	Need
1	
2	
3	




Information Items



Principal's Report



- “I am APS” Scholar, Zoe Hudson, 7th grade
- Ben Carson Scholar, Kiersten Perrino, 8th grade \$1000 college scholarship
- AVID College Tour of FAMU
- Band earned a “2”- sight reading and performance at LGPE
- Soofa Ranch SEL Trip (Winston, GA)
- TOTY, SY 24-25, Joseph Kearse 8th grade math DSE
- SPOTY, SY 24-25, Sheila Reed, Bookkeeper
- School Security Grant from Governor Kemp- additional hall support
- Collection of devices in preparation for GMAS





Additional Information



Cluster Advisory Team Report

- Meeting March 13th
- Evidence that IB is alive in the Therrell Cluster
- PLCs are growing strong in all schools

GO Team Elections

- Find candidates at apsstrongschools.com
- Vote **APRIL 16-25**
- Households are sent a unique link based upon information in Infinite Campus
- School Staff will be sent a link to their APS email address

Announcements

- **GO Team Members**
 - Complete your end of year surveys
 - Principal Feedback Survey (**AVAILABLE NOW!** Check your email for the link)
 - GO Team Satisfaction Survey (**Available May 1st**)
 - Complete your required trainings **ASAP**
 - Contact the GO Team Office with any questions



